

INDEX

XS650E

GENERAL INFORMATION	1
PERIODIC INSPECTION AND ADJUSTMENT	2
ENGINE OVERHAUL	3
CARBURETION	4
CHASSIS	5
ELECTRICAL	6
APPENDICES	7

XS650SE SUPPLEMENT

8

(EPA)
XS650E SUPPLEMENT

9

*XS650SF USES THIS SUPPLEMENT (EPA)
XS650SE SUPPLEMENT

10

XS650SF/2F SUPPLEMENT

11

XS650G/SG SUPPLEMENT

12

CHAPTER 1. GENERAL INFORMATION

I-1.	MACHINE IDENTIFICATION1
I-2.	SPECIAL TOOLS



CHAPTER 1. GENERAL INFORMATION

I-I. MACHINE IDENTIFICATION

Frame serial number


The frame serial number is stamped on the right side of the steering head stock.

Engine serial number


The engine serial number is stamped on the front of the engine crank case.

NOTE:

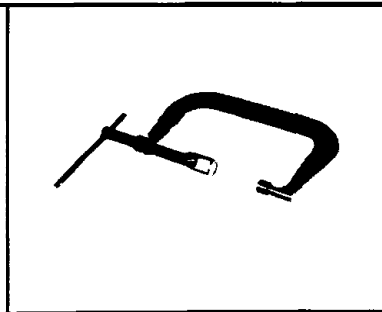
The first three digits of these numbers are for model identifications; the remaining digits are the unit production number.




1-2. SPECIAL TOOLS




1. Cam chain cutter
Parts No. (90890-01112)




2. Valve spring compressor
(90890-01253)



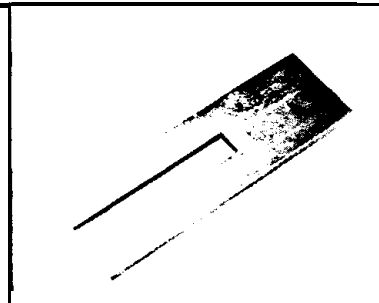
3. Valve guide reamer
(90890-01211)




4. Valve seat cutter set
(90890-01179)




5. Piston ring compressors
(90890-01066)



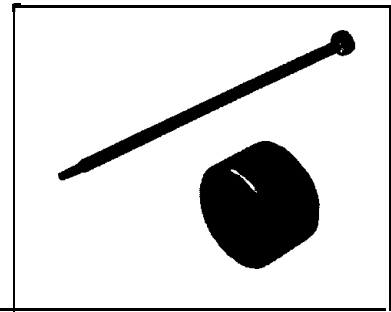
6. Piston support plate
(90890-01067)




7. Rotor puller
(90890-01070)



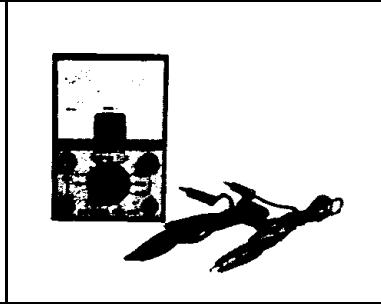
8. Clutch holding tool
(90890-01069)



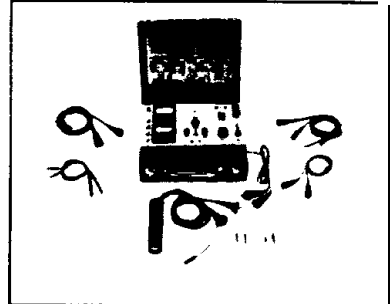
9. Slide hammer
(90890-1083)
(90890-1084)




10. Drive chain cutter
(90890-01081)



11. Pocket tester
(90890-03096)



12. Electro tester
(90890-0302 1)



13. Vacuum gauge
(90890-03094)

OTHER TOOL	PARTS No.
Valve guide remover	90890-01200
Valve guide installer	90890-01201
Spoke wrench	90890-05087
Steering nut wrench	90890-01051
Tappet adjuster wrench	256-28137-00